



record BDE-D



- Easy to set-up and use 
- Easy-to-read text display with symbols 
- Easy-to-read status indicators 
- Intuitive user navigation 
- Modern design 




The BDE-D is record's electronic control panel

Featuring an easy-to-read, user-friendly graphic display, this unit has universal applications for the new generation of record doors

→ The record BDE-D remote control unit for automatic doors features an illuminated graphic display with intuitive user navigation and menus. Easy-to-understand symbols continually show current door status and thus enhance safety and security.

Easily selectable operating modes



The LCD display features powerful background lighting making door status information clearly and easily readable.



record BDE-D

The benefits of the BDE-D

For end-users

- Simple, menu-driven operation
- Intuitive graphic display
- Modern, contemporary design; controls have built-in tactile feel
- Interactive communication with door system
- Immune against interference
- Operating lock by key combination or key switch

For planners

- Standard units for sliding and swing doors
- Standard dimensions for both wall and flush mounting versions
- Cable connection up to 80m length
- Text display available in several languages

For assemblers

- Simple to install and commission
- Reverse polarity protected
- Intuitive menu navigation
- Software easily up-dated (Flash)
- Developed in-house by record

Versions

The BDE-D control panel is available as standard or slim line model (60x60 mm or 40x92 mm) and in two different colours (white and grey aluminium). Both designs are available as wall or flush-mounted versions.

Standard version



Slime line version

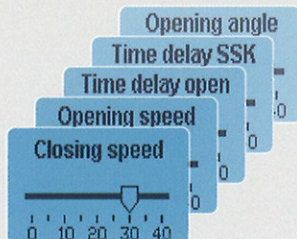
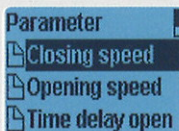


*Combinations



Parameterisation

The user-friendly BDE-D remote control unit allows all door parameters to be easily and conveniently changed. Both service personnel and end-user will appreciate the intuitive, menu-driven operation, which allows adjustment of parameters simply and without problems.



Information

By touching a button, the illuminated graphic display shows the current selected operating mode. To enhance convenience, information is available in several languages.

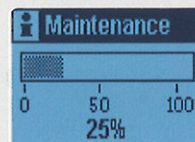
Language

- DEUTSCH
- FRANCAIS
- ENGLISH

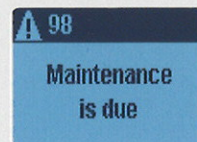
Maintenance

The current maintenance status can be recalled at any time. As soon as maintenance is due, the BDE-D unit reminds the user with a message in the display. This information helps to maintain the door on a regular basis, and extend its lifetime. In addition, the number of the next service point will show up on the display and can be contacted quickly.

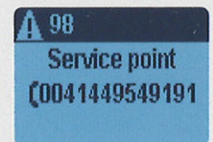
Maintenance status



Maintenance is due

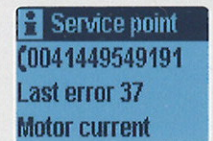


Service point



Status display

At the touch of a button, the graphic display instantly shows current system and door status information. Fault reports and error messages are directly indicated together with the record service phone number and error code. With this error code the record service point is able to identify the error immediately.



User security and safety



Clearly structured menu simplifies navigation and allows door operation parameters to be simply and easily changed. Activating the operating lock prevents unintentional changes to door programmes and protects against misuse.

Quality

The BDE-D control unit uses the latest technology and conforms to all relevant quality standards to guarantee trouble-free, smooth operation, time after time (EMV approved). The flat, modern design allows the standard version of the BDE-D to fit regular wall or flush sockets.

*Special solutions upon request

agta record ag
Allmendstrasse 24 – CH-8320 Fehraltorf
Phone +41 44 954 91 91 – Fax +41 44 954 92 00
e-mail: info@agta-record.com



www.agta-record.com



your global partner for entrance solutions